



Art



# First Year Art

Visual Art in First Year explores a variety of different creative styles and areas of art, and is a great subject to choose. This year, we delved into the art elements (line, tone, shape, form, colour and space) by researching artists whose art reflected the element well. For example, for our line pages, many students researched the artists Picasso, Salvador Dali, Bridget Riley and Wassily Kandinsky. We have also had really fun classes by making other pieces including sketching gourds at Halloween, painting a still life with watercolours, making fish out of lino and creating fruit/biscuits out of clay. Art is a brilliant subject to study and is really fun. Thank you to Ms. Hannigan and Ms. McBride for teaching us this year.

**RÓISE PADGETT**  
FIRST YEAR

## LINE ART & ARTIST RESEARCH




## LINO PRINT





## STILL LIFE



## SKETCHBOOK WORK






## Second Year Art

In Second Year Art we worked on a variety of pieces like portraiture and artist research, my favourite project being our CBA when we created a 3D sculpture based on a particular theme. This year's themes were 'Hometown', 'Mirror Images' and 'Things That Crumple'.

I liked the freedom we had with each of our projects and also the planning, design and building process. We learned a lot of different techniques and tested lots of art materials this year and it was very enjoyable.

**JULIA BOLAND**  
SECOND YEAR

### GUSTAV KLIMT INSPIRED PORTRAITS



## Third Year Art

'Utensils, Camouflage and My Favourite Things' were the themes for the Junior Cycle Art CBA 2023/'24 which our Third Year Art class were enthusiastic about. We did line drawings of these objects and over the next few classes we added tonal sections with black marker, pencil and acrylic paint. We also added annotations to these drawings to practise self critique using keywords, like tone and texture. After a number of line prints, we then created a lino print in keeping with our chosen themes, mine was of my dog. We finished our CBA 2 with group presentations and feedback. After Christmas we started on our Junior Cycle Final Assessment. This included a filled out sketchbook showcasing our creative process and a final piece (artefact), both fitting into our chosen theme. I had such fun working through the creative process and finishing my final piece which focused on an awareness poster for protecting sharks. On behalf of our Art Class I would like to thank Ms. Hannigan for encouraging us to embrace our artistic side.

**HAZEL GILLEN**


THIRD YEAR

### POSTERS





## FINAL PIECES



## 3D






# Transition Year Art

LINO PRINT



PASTELS



## Fifth Year Art

As we come to the end of another school year here in Loreto, we can reflect on the creativity of not only our Fifth Year classes but all our Art students, celebrating the young artists and their work. One of the highlights of our Fifth Year coursework has been the introduction of various new artistic mediums. From the careful carvings made in lino printing to the bold pieces curated with acrylics, we have experimented with an abundance of different techniques and materials, expanding our artistic horizons.

This year, I think our Still Life and Poster Project have been particularly impactful. We delved into a process which mimicked how we will complete our final Leaving Cert piece, exploring themes such as 'identity' and learning how we can use art as a medium to convey powerful messages. These projects not only enhanced our artistic skills but also encouraged us to think critically about the process by which we were finishing each piece, ensuring that we were expressing our message creatively.

In anticipation of our Leaving Cert year, we Fifth Year students are excited to reach all of our artistic goals. We will continue to discover new ways of working and bringing our imaginative thoughts to life.



**AMY O'CONNELL**  
FIFTH YEAR

### LINO PRINT






## STILL LIFE RESEARCH






## STILL LIFE






## Sixth Year Art

### LEAVING CERT PROJECT





## LEAVING CERT PROJECT





# Christmas Card Competition



## Justice and Peace Youth Arts Exhibition

Rachel Lacy (First Year), Emily Cham Homan (Third Year), Aine McGoldrick (TY) and Emma Wilson (Sixth Year) all took part in the Justice and Peace Youth Arts Exhibition, which invited young people from the Dún Laoghaire-Rathdown area to submit artworks based on the theme. The exhibition was held in the Municipal Gallery in dlr Lexicon. Ms. Hannigan and Ms. McBride brought the Art Club on a trip to see the exhibition in person which was great fun as the Art Club also got to make their own artwork in response to the exhibition in the Project Room beside the Gallery. We asked

Rachel Lacy in First Year what it was like to have her artwork exhibited:

*'I was so excited and overjoyed when I discovered that my art piece had made it to the Justice and Peace Youth Arts exhibition. Creating my artwork for the exhibition was truly a wonderful experience, I thought through my idea and brought it to life. Being able to see my piece on display in the Lexicon was amazing, I had so much fun creating my art and seeing it framed was so lovely.'*





## The Digital Design and Graphic Art Class

The Digital Design and Graphic Art class worked together to create digital advertisements including videos and posters for different school events and extra curricular activities. We used Canva to create graphics and shared them with our school community

to spread positivity. Ultimately our journey in Digital Design not only enhanced our technical abilities but also nurtured our artistic sensibilities, empowering us to communicate ideas with impact through the medium of digital visual art.





## TY Art Junk Kouture

In an era of fast fashion created using synthetic materials, learning how to repurpose some of the waste generated by BooHoo or SHEIN, can go in some way to offset our enormous carbon footprint. It was with great vim and vigour that our TYs took on the challenge of Junk KOUTURE. This transformative experience taught students valuable lessons about creativity, sustainability and teamwork. They created

mood boards and experimented with different and unique materials to create innovative designs that were thematically based. One of the groups even reached the regional final in The Helix with their creation '**Can't Stop Me**' which was made from recycled tin cans to represent the uniqueness of every young woman. Thank you to Ms. McBride for taking our TYs on this fashion odyssey.



